Airport Certification Manual

Minneapolis-St. Paul International Airport (MSP)

Joe Harris, Vice-President M&O

Joe Harris
Vice President,
Management and Operations

Metropolitan Airports Commission

Minneapolis-St. Paul International Airport
4300 Glumack Drive
Suite 3000
St. Paul, MN 55111
Phone: (612) 726-5525
Fax: (612) 726-5527

Original Date: 12/09/04

Revision Date: 04/07/25

FAA Approval: Pete Wilborn
FAA Airports Date: Apr 17 2025

This page left blank intentionally.

Table of Contents

List of Exhibits iii

Revision Control Sheet v

Distribution List ix

Section 101 – Purpose, Airport Information 101-1

Section 105 – Inspection Authority 105-1

Section 111 – Exemptions 111-1

Section 113 – Deviations 113-1

Section 115 – Falsification, reproduction, or alteration of applications, certificates, reports, or records 115-1

Section 201 – Airport Certification Manual/Revisions 201-1

Section 301 – Records 301-1

Section 303 – Personnel 303-1

Section 305 – Paved Areas 305-1

Section 307 – Unpaved Areas 307-1

Section 309 – Safety Areas 309-1

Section 311 – Marking, Signs, and Lighting 311-1

Section 313 – Snow and Ice Control 313-1

Section 315 – ARFF Index Determination 315-1

Section 317 – ARFF Equipment and Agents 317-1

Section 319 – ARFF Operational Requirements 319-1

Table of Contents

Section 321 – Handling and Storing of Hazardous Substances and Materials 321-1

Section 323 – Traffic and Wind Indicators 323-1

Section 325 – Airport Emergency Plan 325-1

Section 327 – Self-Inspection Program 327-1

Section 329 – Pedestrians and Ground Vehicles 329-1

Section 331 – Obstructions 331-1

Section 333 – Protection of NAVAIDS 333-1

Section 335 – Public Protection 335-1

Section 337 – Wildlife Hazard Management 337-1

Section 339 – Airport Condition Reporting 339-1

Section 341 – Identifying, Marking, and Lighting Construction and Other Unserviceable Areas 341-1

Section 343 – Noncomplying Conditions 343-1

Section 401 – Airport Safety Management System: General Requirements 401-1

Section 403 – Airport Safety Management System: Implemenation 403-1

List of Exhibits

Exhibit 101-1 – Reference List

Exhibit 101-2 – Area Chart

Exhibit 303-1 – Organization Chart

Exhibit 305-1 – MSP Movement Area

Exhibit 305-2 – Paved Areas Not Available to Air Carrier Operations

Exhibit 309-1 – Engineered Materials Arresting Systems (EMAS) Maintenance Program

Exhibit 311-1 – Sign Plan

Exhibit 311-2 – Preventive Maintenance Inspection Procedures for PAPIs and Generators

Exhibit 311-3 – Vehicle Service Road Sign Plan

Exhibit 313-1 – Snow and Ice Control Plan

Exhibit 317-1 – ARFF Equipment/Personnel

Exhibit 321-1 – Fuel System Inspection Reports

Exhibit 325-1 – Airport Emergency Plan

Exhibit 327-1 – Daily Self-Inspection Forms

Exhibit 329-1 – MAC Ordinance 127

Exhibit 331-1 – Obstruction Maps

Exhibit 337-1 – Wildlife Hazard Management Plan

Exhibit 339-1 – NOTAM Information

Exhibit 400-1 – Maintenance Corrective Action Form

Exhibit 500-1 – LOA, Airport Emergency Services at Minneapolis-St. Paul International Airport (MSP)

Exhibit 500-2 – LOA, Land and Hold Short Operations (LAHSO) Procedures

Exhibit 500-3 – LOA, Movement/Non-movement Areas

Exhibit 500-4 – LOA, Runway Lighting for CAT II and III Approaches

Exhibit 500-5 – LOA, Surface Movement Guidance Control System Procedures

Exhibit 500-6 – LOA, Minneapolis Airport Traffic Control Tower Contingency Plan - Temporary Tower

Exhibit 500-7 – LOA, Notification Process by the Metropolitan Airports Commission for Surface Area Notices to Airmen

Exhibit 500-8 – LOA, Reporting Airport Movement Area Conditions and Notification

Exhibit 500-9 – LOA, Notice to Airmen (NOTAM) Notification Responsibility

Exhibit 500-10 – LOA, Runway Safety Areas

Exhibit 500-11 – LOA, Minneapolis Airport Traffic Control Tower Contingency Plan - Temporary Tower - Orange Ramp

Exhibit 500-12 – SMS Implementation Plan Approval Letter

Exhibit 500-13 – LOA, Taxiway A and Taxiway B Convergance Taxi and Pushback Procedures

Revision Control Sheet

Revision Number	Revision Date	Revision Contents and/or Remarks
001	07/01/07	Pages iv - vi, Revision Control Sheet, Distribution List
001	07/01/07	Page 11-2, Declared Distances & Displaced Thresholds
001	07/01/07	Page 11-3, safety areas for Taxiways K & L
001	07/01/07	Page 12-3, 12-4, 12-5, Taxiway reflectors
001	07/01/07	Page 15-1, & 15-2, paragraph a, vehicles 16 & 17
001	07/01/07	Page 16-1, items c & e
001	07/01/07	Page 21-1, 21-2, 21-3, 21-4, 21-5, Pedestrian and Ground Vehicles
001	07/01/07	Page 24-1, item 3.a
001	07/01/07	Exhibit 1, Operations Organization Chart
001	08/15/06	Exhibit 7, Sign Plan
001	07/01/07	Exhibit 9, Snow Plan
001	07/01/07	Exhibit 13, Letters of Agreement
002	01/22/09	Exhibit 7, Updated Sign Plan
003	03/31/09	Exhibit 9, Snow Plan: Added information related to continuous monitoring and crew resource management.
004	10/31/10	Complete update of the entire document.
005	01/01/12	Page 21-1, 21-2, 21-3, 21-4, 21-5, 21-6, Pedestrian and Ground Vehicles
006	03/18/13	Pages i, iv, Table of Contents and Revision Control Sheet. Pages v-vi, Elimination of Document Control Sheet (page renumbering). Page 4-1, Falsification, reproduction, or alteration of applications, certificates, reports, or records. Page 8-1, 8-2 (format), CEO, Personnel. Page 21-2, 21-4, Pedestrians and Ground Vehicles.
007	09/15/13	00 -Table of Contents; Sections 9, 11, 12, 15, 16, 20, 24, 26, 27; Exhibits 1, 2, 4, 5-2, 6, 7, 9-1, 9-2, 10, 11, 13-1, 13-2, 14, 16, 17.
008	07/31/14	00 - Table of Contents, Section 21
009	08/01/14	Table of Contents, Section 13, Exhibit 9
010	03/24/2016	Updates to 00 - Table of Contents and Sections 12, 15, 16, 17, 20, and 26 as well as Exhibits 1, 4, 7, 10, 12, 14, and 15. Addition of Exhibit 18.

Revision Control Sheet (continued)

Revision Number	Revision Date	Revision Contents and/or Remarks
011	09/01/2016	Changes to Sections 13, 20, 26 and Exhibit 9 to incorporate Runway Condition Codes (RCCs) and other changes to Airport Condition Reporting methods.
012	02/11/2018	Updates to 00 - Table of Contents, Sections 9 and 12 and Revised Movement/Non-Movement Area Letter of Agreement in Exhibit 13.
013	05/11/2018	Updates to 00 - Table of Contents, Distribution List, Section 21, Exhibit 1, Exhibit 5, and Exhibit 9
014	08/31/2018	Updates to Table of Contents, Section 11-Safety Areas, Section 12-Marking, Signs and Lighting, Section 15-ARFF Equipment and Agents, Section 17-Handling and Storing of Hazardous Substances and Materials, Exhibit 10-ARFF Equipment/Personnel, Exhibit 16-Preventive Maintenance Procedures for PAPIs and Generators, Exhibit 17-Engineered Materials Arresting System (EMAS) Maintenance Program, Exhibit 18-Fuel System Inspection Reports and Exhibit 19 - Corrective Action Form
015	11/09/2018	Updates to Section 19- Airport Emergency Plan and Exhibit 11- Airport Emergency Plan
016	06/01/2019	Entire document reformatting, and reorganization. Updates to Section 317- ARFF: Equipment and Agents, Section 321 -Handling and Storing of Hazardous Substances and Materials, Exhibit 303-1-Organization Chart, Exhibit 313-1-Snow Plan, Exhibit 317-1-ARFF Equipment/Personnel, Exhibit 327-1-Daily Self-Inspection Forms, Exhibit 339-1-NOTAM Information
017	09/27/2019	Updates to Distribution List, Section 323-Air Traffic and Wind Direction Indicators, Exhibit 311-2-Preventive Maintenance Inspection Procedures for PAPIs and Generators, Exhibit 313-1-1-Snow Plan, 321-1-Fuel System Inspection Reports, Exhibit 327-1-Self-Inspection Forms
018	10/01/20	Updates to Distribution List, Section C of Section 321 and replacement of pages 4 and 5 of Exhibit 321-1 with new training form.
019	11/20/20	Updates to Distribution List, Section 309, Section 311, Section 321, Section 323, Exhibit 305-2, Exhibit 311-2, and Exhibit 500-1
020	12/23/20	Updates to the Table of Contents and the Sign Plan in Exhibit 311-1.

Revision Control Sheet (continued)

Revision Number	Revision Date	Revision Contents and/or Remarks
020A	06/16/2021	Updates to the Table of Contents, Distribution List, and the Sign Plan in Exhibit 311-1.
021	6/21/2021	Updated Wildlife Hazard Management Plan in Exhibit 337-1.
022	3/25/2022	Updated Table of Contents-Distribution List, Section 303, Section 327, Exhibit 309-1, Exhibit 311-2, and Exhibit 327-1.
023	04/22/2022	Updated Section 311, Section 325, Section 339, Exhibit 325-1 and Exhibit 339-1
024	08/26/2022	Updated Table of Contents, Section 305, Section 311, Exhibit 313-1, Exhibit 321-1, Exhibit 500-1
025	11/18/2022	Updated Table of Contents, Section 301, Section 317, Section 335, Exhibit 101-2, and Exhibit 500-10
026	07/14/2023	Updated Table of Contents, Section 201, Section 311, Section 327, Section 329, and Exhibit 327-1
027	10/06/2023	Updated Table of Contents Distribution List, Section 313 and Exhibit 313-1.
028	10/12/2023	Updated Exhibit 325-1, Airport Emergency Plan - Revision 06
029	12/29/2023	Updated Section 309, Section 317, Section 319, and Exhibit 317-1
030	01/26/2024	Update to the Sign Plan, Exhibit 311-1
031	01/31/2024	Updated Exhibit 325-1, Airport Emergency Plan - Revision 07
032	04/12/2024	Updated Section 337 and Exhibit 337-1, Wildlife Hazard Management Plan
033	05/30/2024	Updated Table of Contents Distribution List, Exhibit 500-6, and added new Exhibit 500-11.
034	07/10/2024	Updated Section 317, Exhibit 317-1, and Exhibit 500-6.
035	09/09/2024	Updated Exhibit 313-1, Snow and Ice Control Plan
036	09/18/2024	Updated Exhibit 325-1, Airport Emergency Plan
037	09/19/2024	Added Sections 401, 403, and Exhibit 500-12
038	11/01/2024	Updated Table of Contents Updated Exhibit 313-1, Snow and Ice Control Plan section 5.7 and Appendices 4, 5, 6, 7, 8, 9, 10, 11 Updated Section 309 page 3 and Exhibit 327-1 page 4
039	11/25/2024	Updated Table of Contents Updated Section 311 Added Exhibit 311-3
040	01/15/2025	Updated Section 317 page 2 and Exhibit 317-1

Revision Control Sheet (continued)

Revision Number	Revision Date	Revision Contents and/or Remarks
041	04/07/2025	Added Exhibit 500-13

Distribution List

1. Original ACM
2. FAA Airport Certification Inspector
3. MAC Executive Director/CEO
4. MAC Executive Vice President/COO
5. MAC Vice President Management and Operations
6. MAC Director of Integrated Operations
7. MAC Director of Airport Maintenance and Asset Management
8. MAC Director of Terminal and Landside Operations
9. MAC Assistant Director of Field Maintenance
10. MAC Director of Real Estate and Airline Affairs
11. MAC Emergency Manager
12. MAC Airport Police Department
13. MAC Airport Fire Department
14. MAC SMS Manager
15. MAC Trades Department
16. MAC Field Maintenance Department
17. MAC Electrical Department
18. MAC Paint Department
19. MAC Airport Development Department
20. MAC Airside Operations Department
21. MAC Emergency Communications Department
22. Air Traffic Manager, FAA Air Traffic Control Tower
23. Manager, FAA Airways Facilities
24. Minnesota State Department of Transportation
25. General Manager, Signature Flight Support

Distribution List

26. Station Manager, Air Canada
27. Station Manager, WestJet Airlines
28. Station Manager, American Airlines
29. Station Manager, Southwest Airlines
30. Station Manager, Delta Air Lines
31. Station Manager, FedEx
32. Station Manager, Frontier Airlines
33. Station Manager, Icelandair
34. Station Manager, UNIFI
35. Station Manager, Spirit Airlines
36. Station Manager, Skywest Airlines
37. Station Manager, Endeavor Airlines
38. Station Manager, United Airlines
39. Station Manager, Sun Country Airlines
40. Station Manager, Alaska Airlines
41. Station Manager, DHL
42. Station Manager United Parcel Service
43. 934th Air Force Reserve
44. 133rd Air National Guard
45. Swissport
46. Station Manager, Denver Air Connection
47. Station Manager, Air France/KLM
48. Station Manager, Atlas Air
49. Station Manager, Allegiant Airlines
50. Station Manager, Amazon Air

Distribution List

51. Station Manager, Aer Lingus
52. Station Manager, Lufthansa

Exhibit 500-13 Taxiway A and Taxiway B Convergence Taxi and Push-back Procedures

Docusign Envelope ID: D3467A33-F91D-4519-BE23-CB63E92A0893

Taxiway A and Taxiway B Convergence Taxi and Pushback Procedures Letter of Agreement
Federal Aviation Administration, Minneapolis Airport Traffic Control Tower (MSP) and Metropolitan Airports Commission (MAC)
Letter of Agreement (Effective: April 14, 2025)

Subject: Taxi and Pushback Procedures in Zone of Restricted Operations on Taxiways A and B at MSP

1. Purpose:
Minneapolis-St. Paul International Airport has a defined area of aircraft restriction at the convergence of Taxiways A and B that is restricted to single aircraft taxi. This Letter of Agreement defines the allowable and restricted taxi and pushback operations in this restricted area. The restricted area is shown in Exhibit A attached to this Letter of Agreement.

2. Responsibilities:

a) MSP will control taxi and pushback operations within the restricted area in accordance with the operational procedures stated in this Letter of Agreement.

b) MAC will publish and disseminate the operational procedures stated in this Letter of Agreement to the appropriate stakeholders and air carriers.

3. Operations:

Pushbacks at gate G3 will encroach into the taxiway object free area of Taxiway A7 and will require aircraft traffic on Taxiway A to hold outside of the restricted area west of Taxiway A7 or hold short to the east of Taxiway A5.

Pushbacks at the following gates will encroach into the taxiway object free area of Taxiway A5 and will disallow the use of Taxiway A5 during the pushback operation:

a) G4

b) G5

c) G6

d) G8

Simultaneous pushbacks from gates within the restricted area are allowed.

Aircraft destined for gates G4, G5, G6, and G8 may taxi to their gate from the east if there is a pushback at gate G3.

Aircraft destined for gate G3 may taxi to their gate from the west if there are pushbacks at gates G4, G5, G6, or G8.

Aircraft held on Taxiway A during a pushback operation in the restricted area may continue their taxi after the aircraft that has been pushed back has begun their taxi and is established on the Taxiway A or Taxiway B centerline.

Docusign Envelope ID: D3467A33-F91D-4519-BE23-CB63E92A0893

Aircraft on Taxiway A may not taxi behind aircraft taxiing to gates within the restricted area until the aircraft taxiing into the gate is clear of the Taxiway A taxiway object free area.

When an aircraft is pushed or parking at Gate G3, Taxiway A7 is not usable. When aircraft are pushed or parking at Gates G4-G8, Taxiway A5 is not usable; Taxiway A4 is usable with a turn away from the restricted area of Gates G4-G8.

4. Exhibits:

a) MSP Operational Restrictions Map

b) Gate G3 pushback

c) Gate G4 pushback

d) Gate G5 pushback

e) Gate G6 pushback

f) Gate G8 pushback

Signed by:
Brittany Stapf

Brittany Stapf
MSP Air Traffic Manager
Federal Aviation Administration

DocuSigned by:
Joe Harris

Joe Harris
Vice President, Management and Operations
Metropolitan Airports Commission

Signed by:

Jerah Kavoosi
MSP NATCA Representative
Federal Aviation Administration

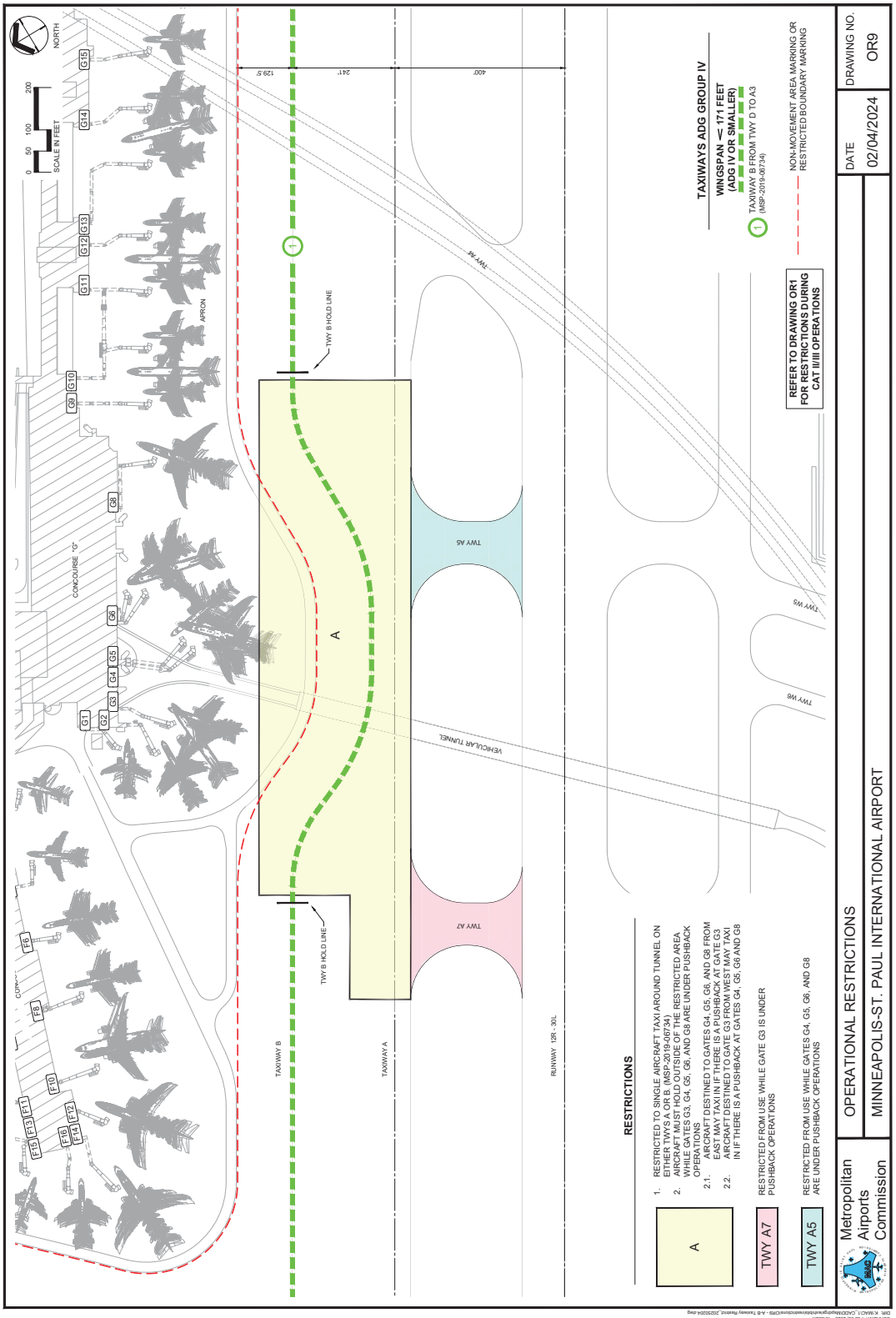
NORTH
SCALE IN FEET
0 50 100 200
CONCOURSE "G"
APRON
TWY B HOLD LINE
TAXIWAY B
TAXIWAY A
A
RUNWAY 12R - 30L
VEHICULAR TUNNEL
TWY A7
TWY A5
TWY W5
TWY W6
129.5'
241'
400'
TAXIWAYS ADG GROUP IV
WINGSPAN < 171 FEET
(ADG IV OR SMALLER)
TAXIWAY B FROM TWY D TO A3
(MSP-2019-0673A)
NON-MOVEMENT AREA MARKING OR
RESTRICTED BOUNDARY MARKING
REFER TO DRAWING OR1
FOR RESTRICTIONS DURING
CAT II/III OPERATIONS
RESTRICTIONS
1. RESTRICTED TO SINGLE AIRCRAFT TAXI AROUND TUNNEL ON EITHER TWYS A OR B. (MSP-2019-0673A)
2. AIRCRAFT MUST HOLD OUTSIDE OF THE RESTRICTED AREA WHILE GATES G3, G4, G5, G6, AND G8 ARE UNDER PUSHBACK OPERATIONS
2.1. AIRCRAFT DESTINED TO GATES G4, G5, G6, AND G8 FROM EAST MAY TAXI IN THERE'S A PUSHBACK AT GATE G3
2.2. AIRCRAFT DESTINED TO GATE G3 FROM WEST MAY TAXI IN IF THERE IS A PUSHBACK AT GATES G4, G5, G6 AND G8
A
RESTRICTED FROM USE WHILE GATE G3 IS UNDER PUSHBACK OPERATIONS
TWY A7
RESTRICTED FROM USE WHILE GATES G4, G5, G6, AND G8 ARE UNDER PUSHBACK OPERATIONS
TWY A5
Metropolitan Airports Commission
OPERATIONAL RESTRICTIONS
MINNEAPOLIS-ST. PAUL INTERNATIONAL AIRPORT
DATE
02/04/2024
DRAWING NO.
OR9

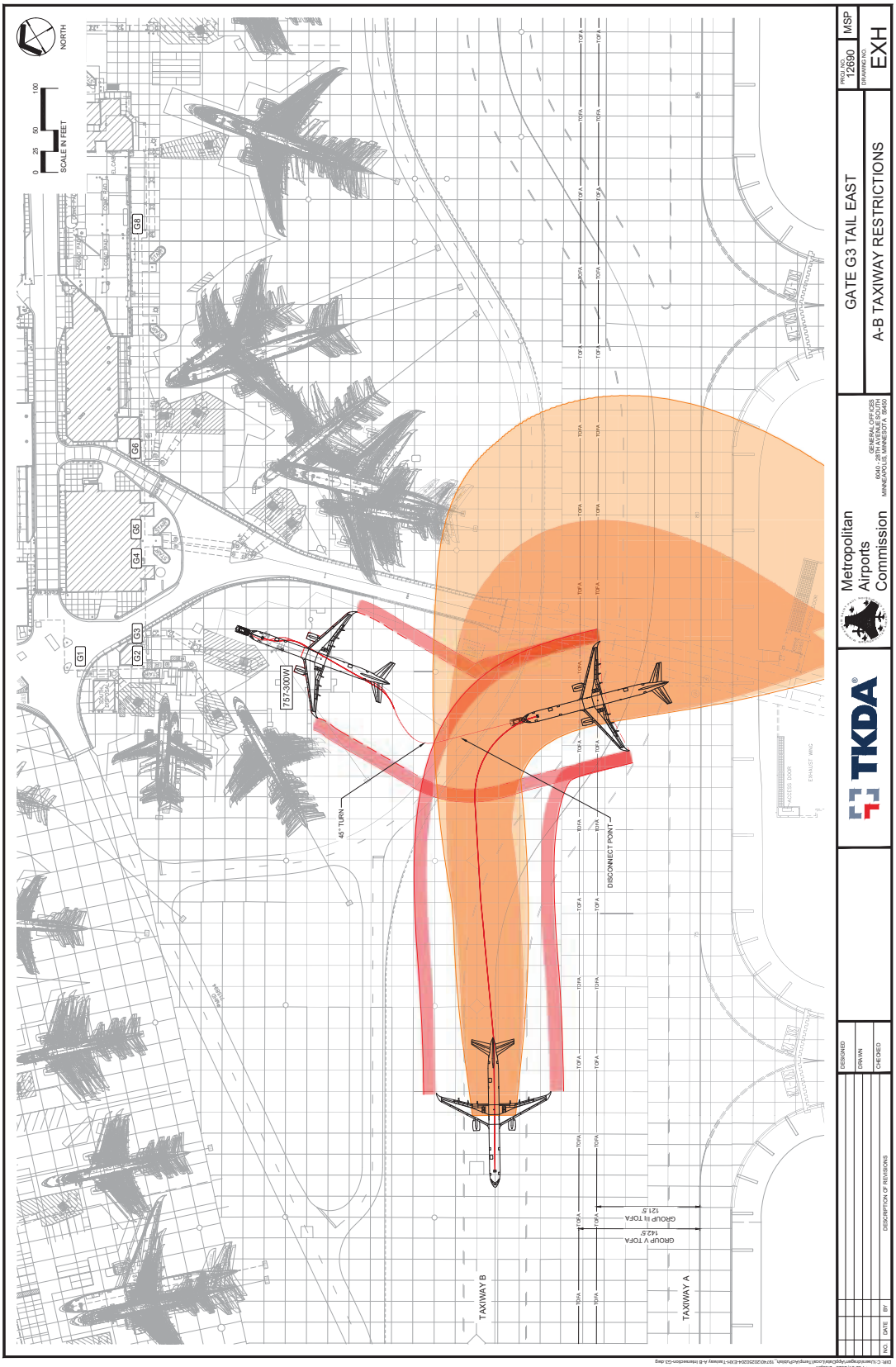

FAA Approval: Pete Wilkins

FAA Airports Date: Apr 17 2025

Original Date: 12/09/04

Revision Date: 04/07/25

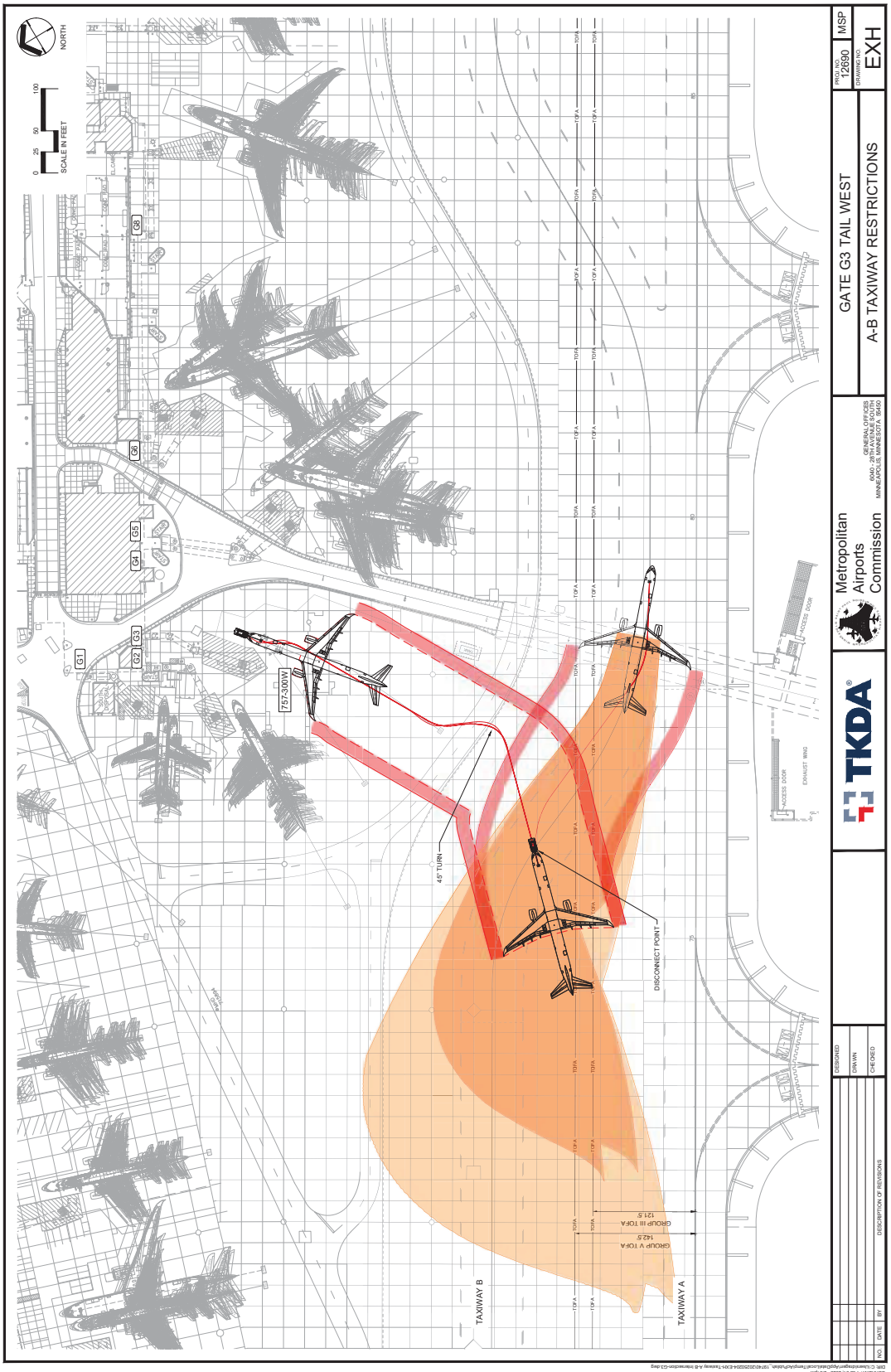
NORTH
SCALE IN FEET
0 25 50 100
G1
G2
G3
G4
G5
G6
G8
757-300W
45° TURN
DISCONNECT POINT
TAXIWAY B
TAXIWAY A
GROUP III TOFA
121.5'
GROUP V TOFA
142.5'
TOFA
ACCESS DOOR
EXHAUST WING
TKDA
Metropolitan Airports Commission
GENERAL OFFICES
6040 - 28TH AVENUE SOUTH
MINNEAPOLIS, MINNESOTA 55450
GATE G3 TAIL WEST
A-B TAXIWAY RESTRICTIONS
PROJ. NO. 12690
MSP
DRAWING NO.
EXH
DESIGNED
DRAWN
CHECKED
NO.
DATE
BY
DESCRIPTION OF REVISIONS

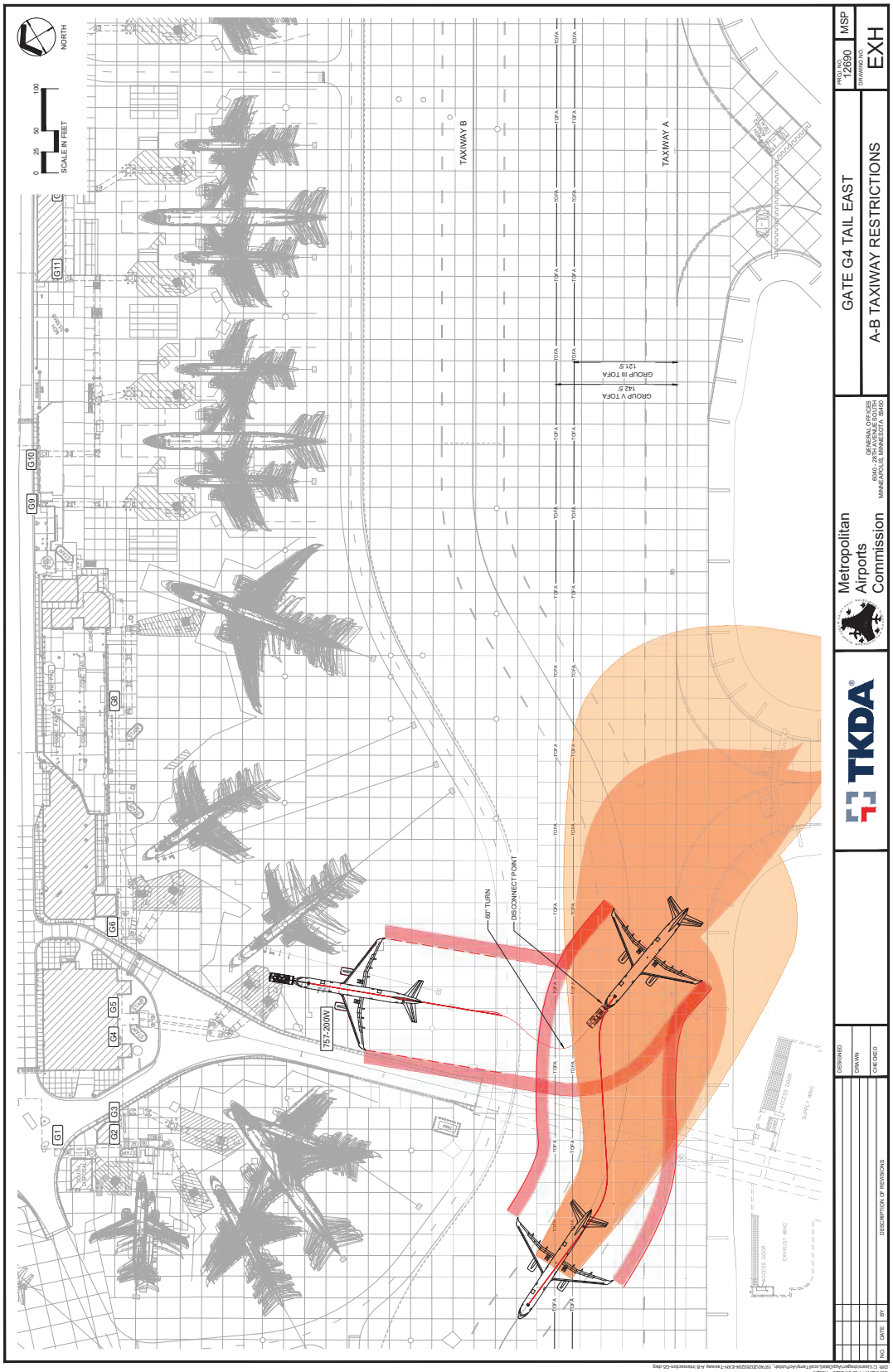
NORTH
SCALE IN FEET
0 25 50 100
TAXIWAY B
TAXIWAY A
GROUP III TOFA
121.5'
GROUP V TOFA
142.5'
60' TURN
DISCONNECT POINT
757-200W
G1
G2
G3
G4
G5
G6
G8
G9
G10
G11
TKDA
Metropolitan Airports Commission
GENERAL OFFICES
6040 - 28TH AVENUE SOUTH
MINNEAPOLIS, MINNESOTA 55450
GATE G4 TAIL EAST
A-B TAXIWAY RESTRICTIONS
PROJ NO. 12690
MSP
DRAWING NO.
EXH
DESIGNED
DRAWN
CHECKED
NO.
DATE
BY
DESCRIPTION OF REVISIONS

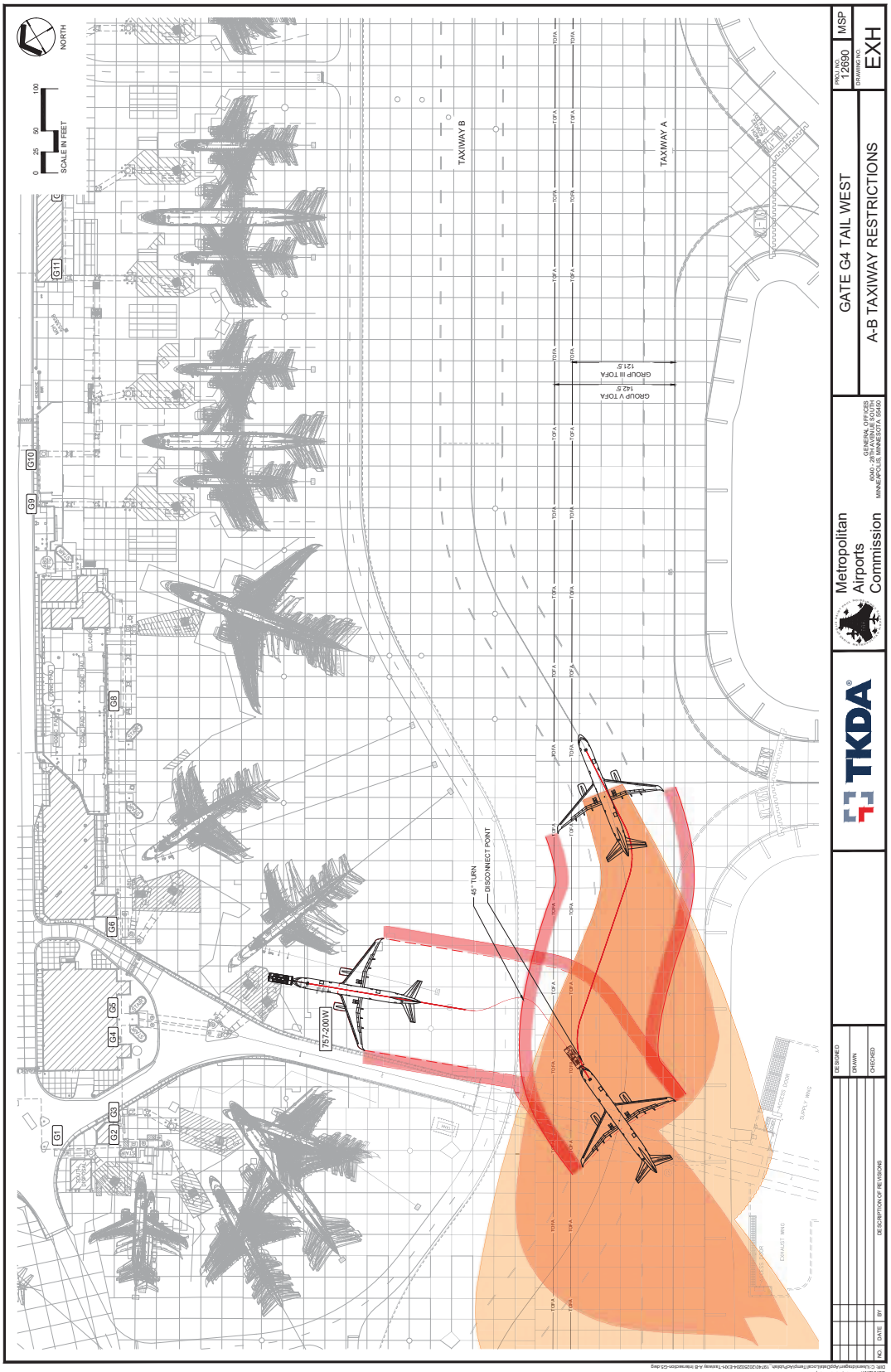
NORTH
SCALE IN FEET
0 25 50 100
TAXIWAY B
TAXIWAY A
GROUP V TOFA
142.5'
GROUP III TOFA
121.5'
45° TURN
DISCONNECT POINT
757-200W
G1
G2
G3
G4
G5
G6
G6
G6
G9
G10
G11
TKDA
Metropolitan Airports Commission
GENERAL OFFICES
6040 - 28TH AVENUE SOUTH
MINNEAPOLIS, MINNESOTA 55450
GATE G4 TAIL WEST
A-B TAXIWAY RESTRICTIONS
PROJ. NO. 12690
MSP
DRAWING NO.
EXH
DESIGNED
DRAWN
CHECKED
NO.
DATE
BY
DESCRIPTION OF REVISIONS

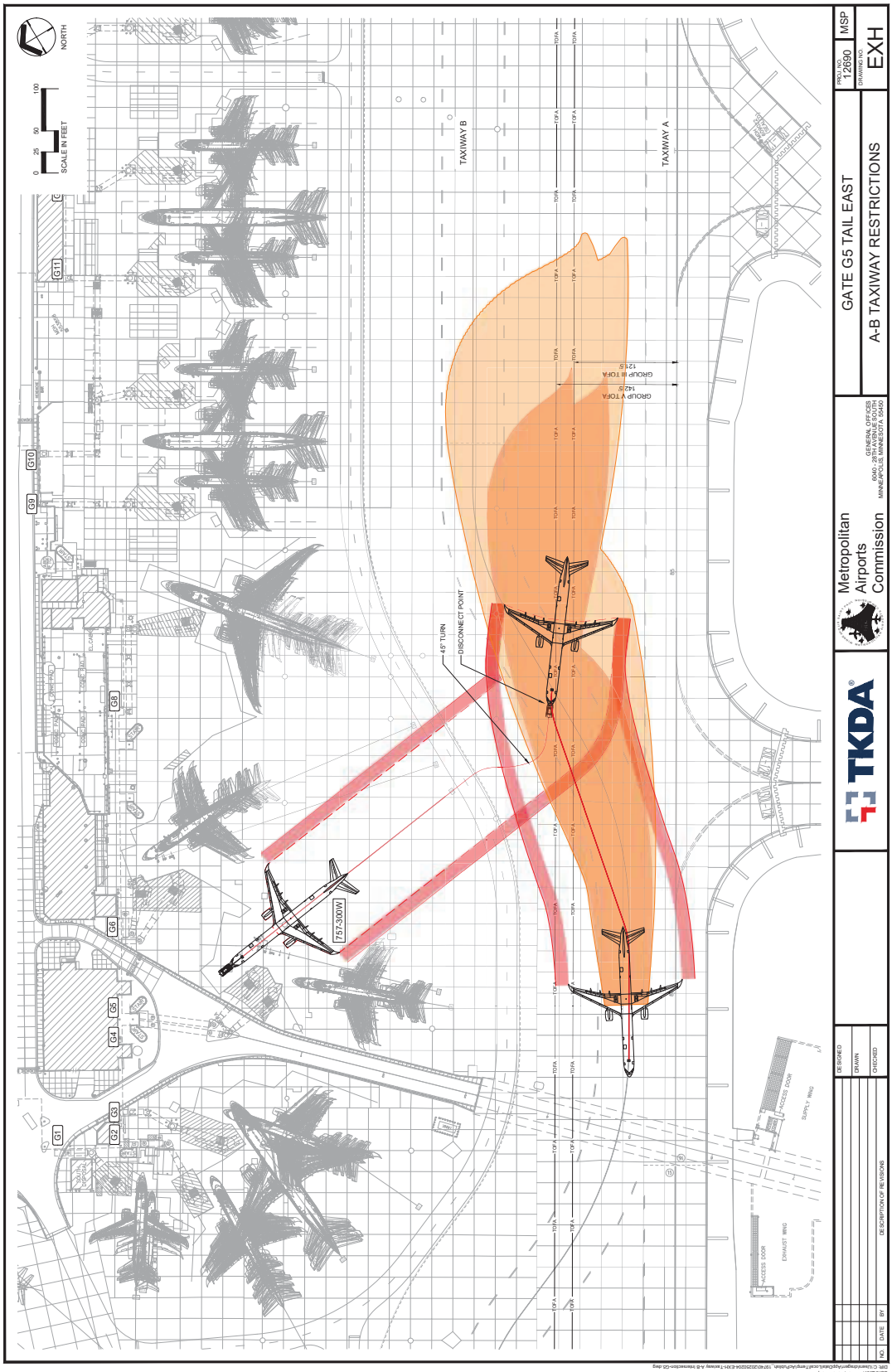
NORTH
SCALE IN FEET
0 25 50 100
TAXIWAY B
TAXIWAY A
GROUP III TOFA
125'S
GROUP V TOFA
142'S
45° TURN
DISCONNECT POINT
757-300W
G1
G2
G3
G4
G5
G6
G8
G9
G10
G11
ACCESS DOOR
EXHAUST WING
SUPPLY WING
GATE G5 TAIL EAST
A-B TAXIWAY RESTRICTIONS
PROJ NO. 12690
MSP
DRAWING NO.
EXH
Metropolitan Airports Commission
GENERAL OFFICES
6040 - 28TH AVENUE SOUTH
MINNEAPOLIS, MINNESOTA 55450
TKDA
DESIGNED
DRAWN
CHECKED
NO.
DATE
BY
DESCRIPTION OF REVISIONS

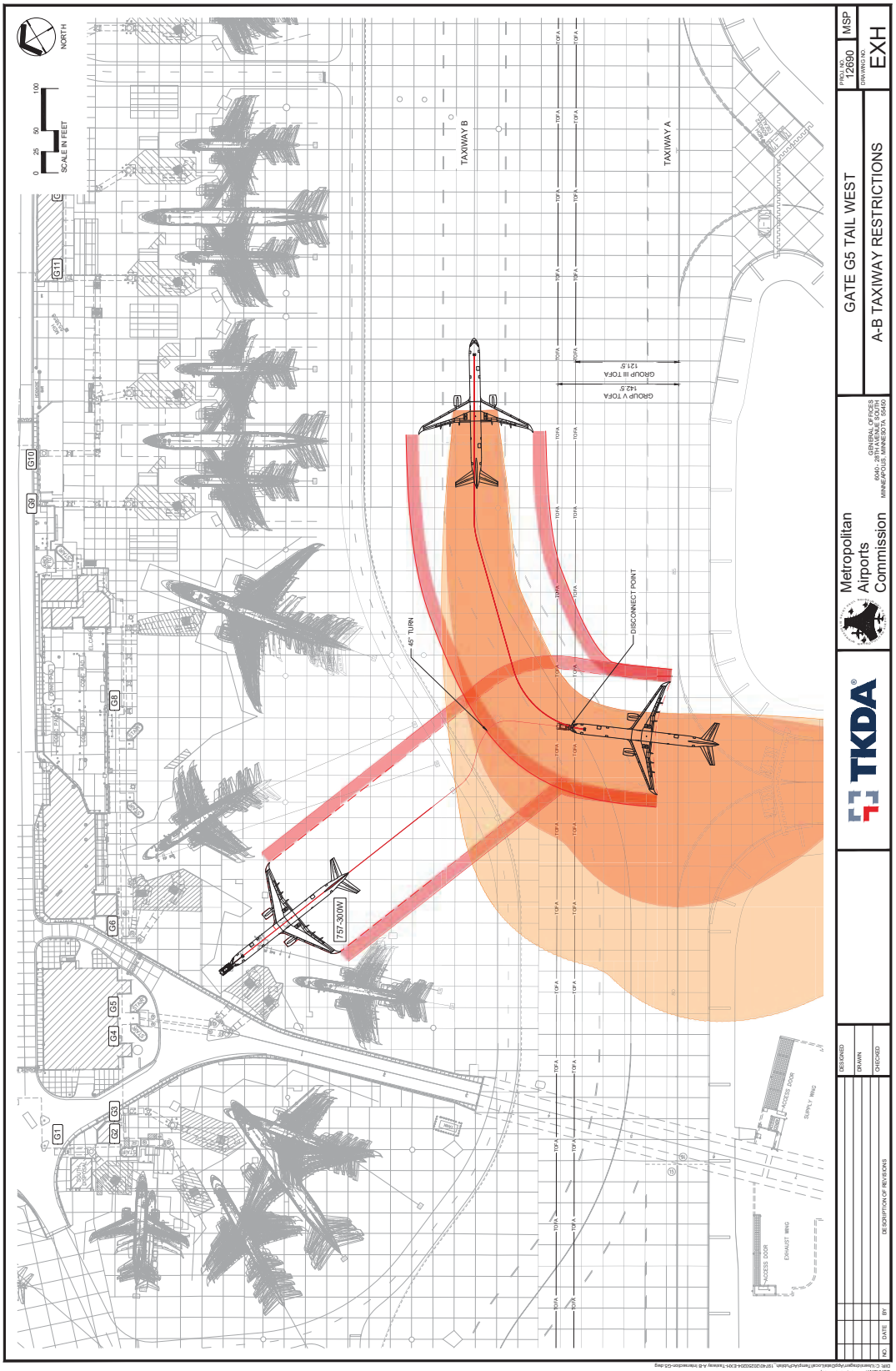
NORTH
SCALE IN FEET
0 25 50 100
TAXIWAY B
TAXIWAY A
GROUP III TOFA
121.5'
GROUP V TOFA
142.5'
45° TURN
DISCONNECT POINT
757-300W
G1
G2
G3
G4
G5
G6
G8
G10
G11
ACCESS DOOR
EXHAUST WING
SUPPLY WING
TKDA
Metropolitan Airports Commission
CENTRAL OFFICES
6040 - 28TH AVENUE SOUTH
MINNEAPOLIS, MINNESOTA 55450
GATE G5 TAIL WEST
A-B TAXIWAY RESTRICTIONS
PROJ. NO. 12690
MSP
DRAWING NO.
EXH
DESIGNED
DRAWN
CHECKED
NO.
DATE
BY
DESCRIPTION OF REVISIONS

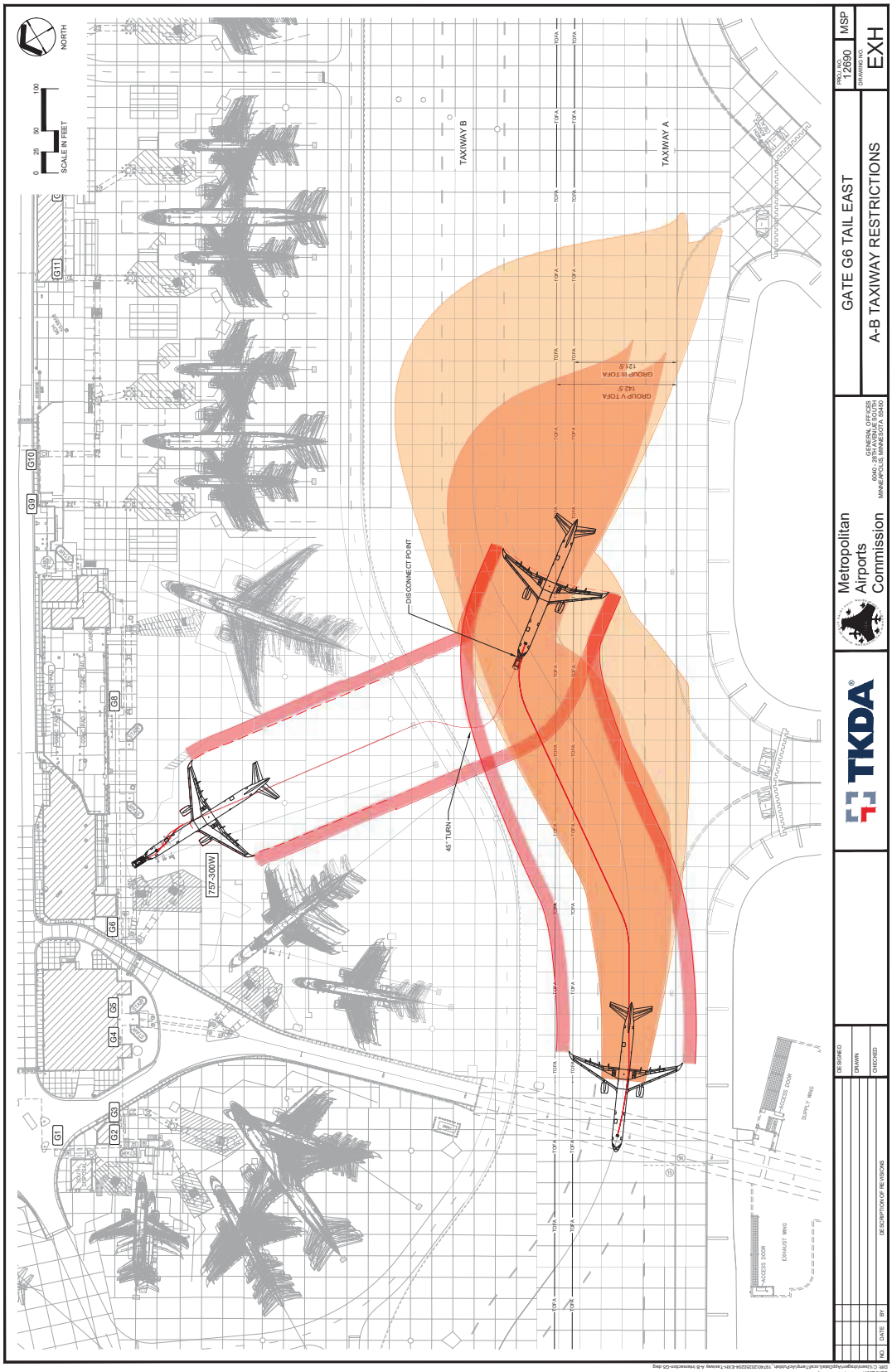

Original Date: 12/09/04

Revision Date: 04/07/25

FAA Approval: Pete Williams

FAA Airports Date: Apr 17 2025

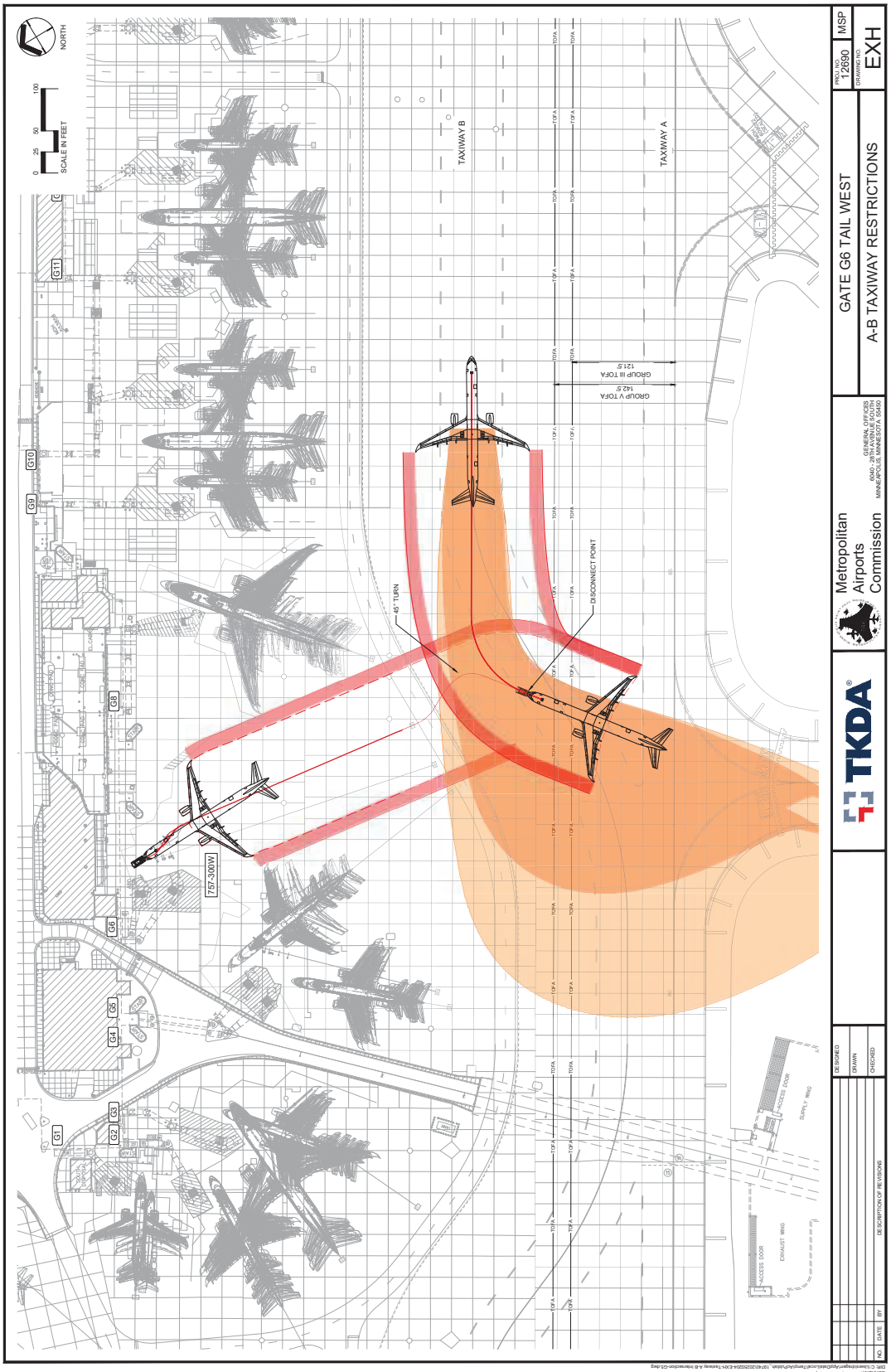
NORTH
SCALE IN FEET
0 25 50 100
TAXIWAY B
TAXIWAY A
G11
G10
G9
G8
G6
G5
G4
G3
G2
G1
757-300W
45° TURN
DISCONNECT POINT
GROUP V TOFA
142.5'
GROUP III TOFA
121.5'
TOFA
ACCESS DOOR
EXHAUST WING
SUPPLY WING
GATE G6 TAIL WEST
A-B TAXIWAY RESTRICTIONS
PROJ. NO. 12690
DRAWING NO. EXH
MSP
TKDA
Metropolitan Airports Commission
GENERAL OFFICES
6040 - 28TH AVENUE SOUTH
MINNEAPOLIS, MINNESOTA 55450
DESIGNED
DRAWN
CHECKED
NO. DATE BY DESCRIPTION OF REVISIONS

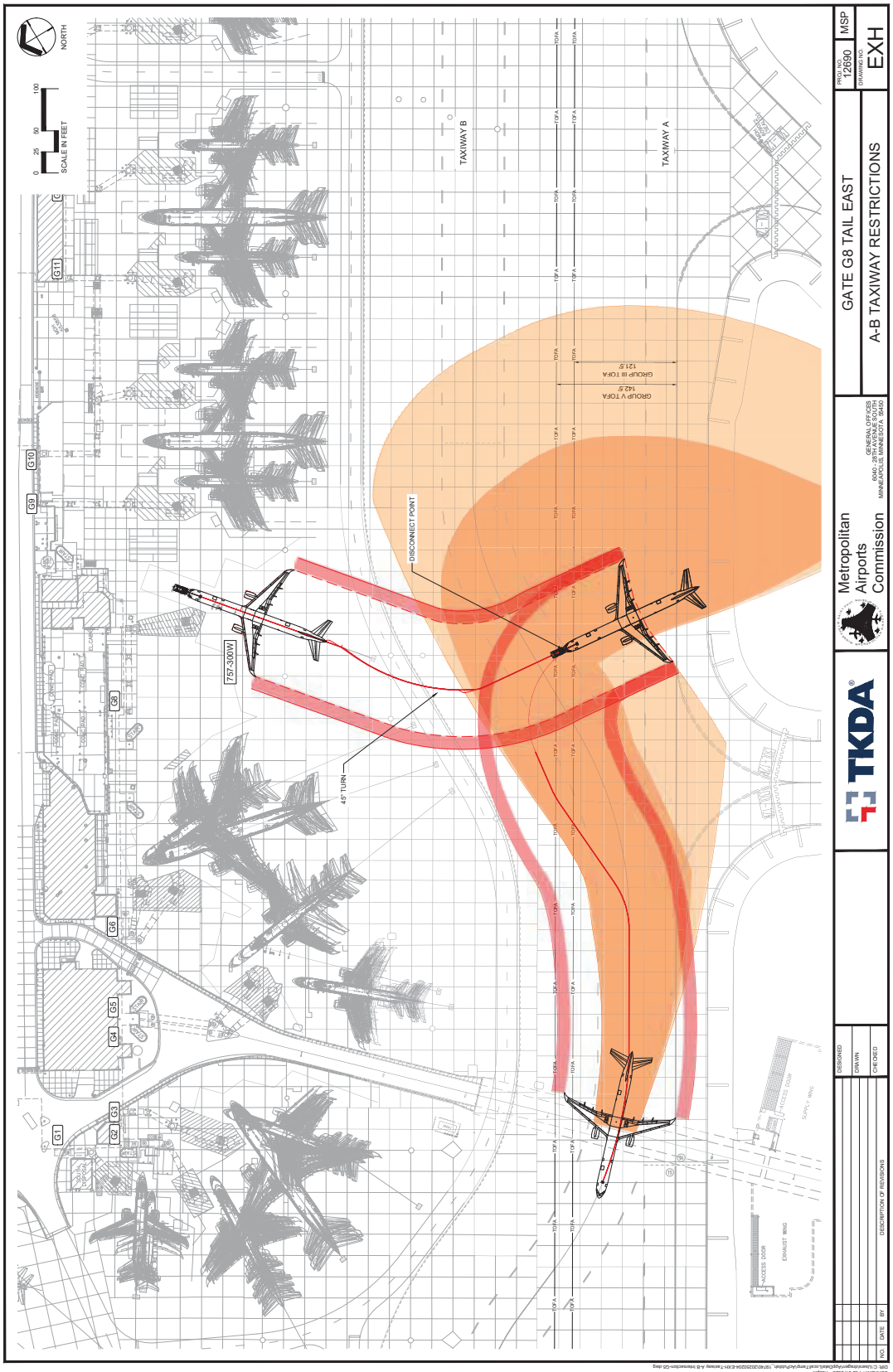

Original Date: 12/09/04

Revision Date: 04/07/25

FAA Approval: Pete Williams

FAA Airports Date: Apr 17 2025

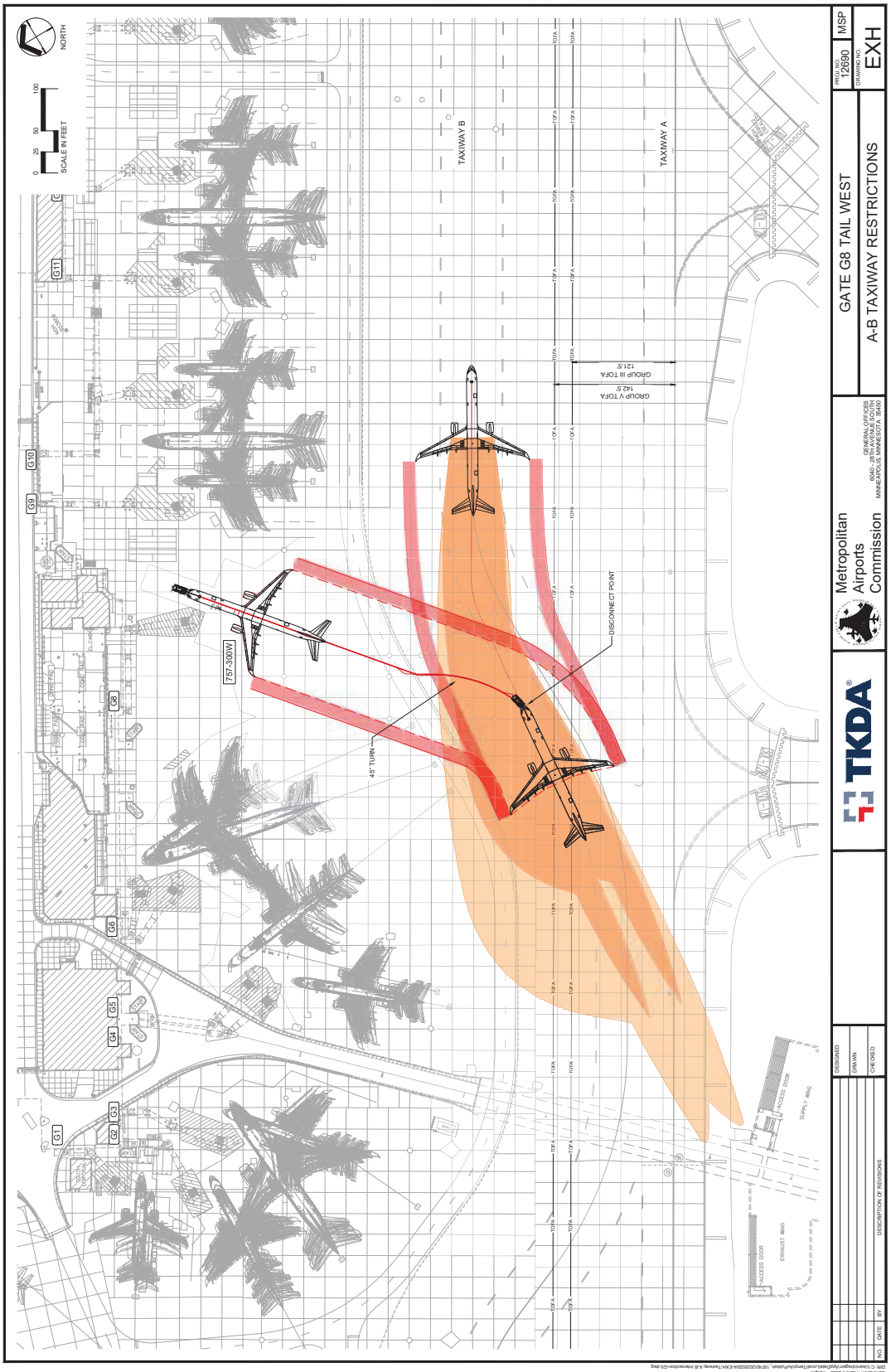

Original Date: 12/09/04

Revision Date: 04/07/25

FAA Approval: Pete Williams

FAA Airports Date: Apr 17 2025